

Ex. 35-38—Story (pg 2), use own Bible Story book, or Paraphrase from the Bible

Lesson	Tactile Time	Take-home
<p>Read/Tell Story (pg 2)</p> <p>Focus: The people gave even more that was needed (sharing)</p>	<p>Felt pieces/fabric fur pieces, thread, linen fabric, “Acacia” wood (can be found at craft stores), “gold” and “silver” jewelry (use costume jewelry), craft jewels, small samples of spices, and small bottle of cooking oil.</p>	<p>Israelites give for the Tabernacle (pg 4)</p> <p>Before class:</p> <ul style="list-style-type: none"> • Sew red, blue, and purple thread through natural color fabric, cut into swatches; one per child. • Cut/break craft sticks into short pieces to use as acacia wood <p>In class:</p> <ul style="list-style-type: none"> • Let each student glue gold glitter on rings, fabric swatch, silver foil (from gum wrappers), wood piece, craft “jewels”, and spices (I used Rosemary) on the paper by the corresponding label.
<p>Read/Tell Story (pg 2)</p> <p>Focus: Helping—artisans</p>	<p>Tabernacle Model to make by Marian Bennett (Standard Publishing Co.)</p> <ul style="list-style-type: none"> • Start assembling Tabernacle model—put up the Tabernacle walls and Courtyard curtains 	<p>Metal working (pg 5)</p> <p>OR</p> <p>Weaving Loom (pg 5)</p>
<p>Read/Tell Story (pg 2)</p> <p>Focus: Tabernacle furnishings</p>	<p>Tabernacle Model to make by Marian Bennett (Standard Publishing Co.)</p> <ul style="list-style-type: none"> • Add inside furnishings—Ark of the Covenant, Candlestick, Table of Showbread, Altar of Incense, 	<p>Ark of the Covenant Model (pg 6)</p> <p>Tabernacle Furnishings Colorsheet (pg 7)</p>
<p>Read/Tell Story (pg 2)</p> <p>Focus: Courtyard furnishings and sacrifices</p>	<p>Tabernacle Model to make by Marian Bennett (Standard Publishing Co.)</p> <ul style="list-style-type: none"> • Add Courtyard furnishings—Altar of Burnt Offering and Laver 	<p>Tabernacle Courtyard Pop-Up (pg 8)</p>

The Tabernacle **(Ex. 35)**

After the Israelites had sinned and worshipped the Golden Calf, God gave them a place to worship. He knew they needed something they could see to remind them of the true God so they wouldn't worship idols.

God gave the people a plan for a place to worship, a house of God. This place was called the Tabernacle. Since the people lived in tents and moved often from place to place, God said the Tabernacle would be a tent-like building, too, so that it could be taken down and moved with them. The Tabernacle was always to be set up in the middle of the Israelites' camp. God showed that He was there in the Tabernacle by having the great white pillar of cloud over it during the day and the pillar of fire all night.

The people brought their gold jewelry and other things to be used in building the Tabernacle. The walls of the Tabernacle were made of boards covered with gold and fastened together. The roof was made of four curtains laid one on top of another. The inside curtain was made of very beautiful and colorful cloth. The other three curtains were made of animal skins. They protected the beautiful cloth curtain from the sun and rain.

The best artists—carvers, builders, sewers, metal workers,—all came to help build the tabernacle and make the beautiful altars, candlestick, table, and other furnishings to go in the tabernacle, just as God told them to do.

There were two rooms in the Tabernacle. The larger room was called the Holy Place. In this room were three things: a table with twelve loaves of bread on it, a golden candlestick, and the altar of incense. Everything in this room was gold or covered with gold. The other room was called the Holy of Holies. No one could go in this room except the high priest and he could only go in once a year. All that was in this room was a box made of wood covered with gold. This box was called the Ark of the covenant and inside of it were the two tables of stone on which Moses had written the ten Commandments.

There was a court (open yard) around the Tabernacle. Around the outside of the court were curtains hanging from brass posts. There was a curtain-gate at one end of the court for the priests to come into the court and make sacrifices. No one but the priests could come inside the court or the Tabernacle. Inside the court there was an altar where the priests burnt sacrifices of animals. Close to the altar was a basin called the Laver. It was kept full of water and was used for the priests to wash their hands and feet before worshipping.

When it was time for the Israelites to move their camp, they packed all the parts of the Tabernacle and carefully carried them with them. They were led by the pillar of cloud to the next camp where they set up the Tabernacle and then placed their tents around it.

How different the Tabernacle was from the church building where we worship today. But though they are different, we must remember to worship God only in the way the New Testament tells us to do just as the Israelites were to worship at the Tabernacle only in the way God had told Moses.

The Tabernacle

(tune: "Have You Ever Seen a Lassie?")

God said make a tabernacle, tabernacle, tabernacle,
God said make a tabernacle
And worship me there.

It was made so they could move it, could move it,
could move it.

It was made so they could move it
Wherever they went.

The Israelites Give to Build the Tabernacle

“...Then everyone came whose heart was stirred and everyone whose spirit was willing and they brought the Lord’s offering...And the people were restrained from bringing for the material they had was sufficient for all the work to be done-indeed too much.” Ex. 35:4-36:7




Gold

Purple, Blue Red thread and fine linen

Animal fur

Silver

Acacia wood



Precious stones

Spices

Oil

Lesson 2—Helping/Artisans

“See, the LORD hath called by name Bezaleel. And he hath filled him with the spirit of God, in wisdom, in understanding, and in knowledge, and in all manner of workmanship;

And to devise curious works, to work in gold, and in silver, and in brass ...” Ex. 35:30-32

“See, the LORD hath called by name Bezaleel. And he hath filled him with the spirit of God, in wisdom, in understanding, and in knowledge, and in all manner of workmanship;

And to devise curious works, to work in gold, and in silver, and in brass ...” Ex. 35:30-32

Metal Working:

Let students hammer holes into brass embossing foil using 10 penny nails or creasing with wooden stylus.

OR

Make raised design on cardstock or thin cardboard with puff paint and let dry. Let students glue gold foil candy wrappers on pressing, around the design, to create “gold” covered item for the Tabernacle

OR


Weaving: (see below)

Glue 4 craft sticks into a square (per student) notch the outside evenly and wrap with yarn. Let the student weave more yarn through the “loom” and make some “fabric” for the Tabernacle.

Print one label per student and attach with yarn to whichever craft is done.


OR

Cut paper into strips for paper weaving.





ARK OF THE COVENANT


Exodus 25:10-22, 1 Kings 8:6-9




1. Color the ark of the Covenant
2. Cut out the front and back of the ark
3. Cut a cake mix box in half. Cover with gold paper or paint it
4. Glue the pictures of the Ark on the front and back of the box.
5. Place miniature items of pictures inside the ark.



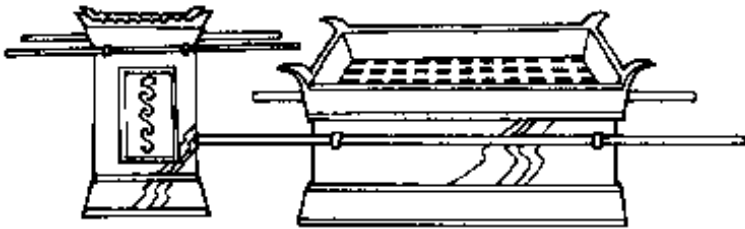
The Tabernacle of God



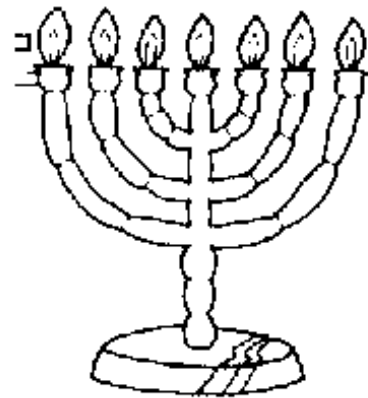
High Priest



Arc of the Covenant

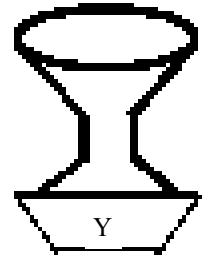
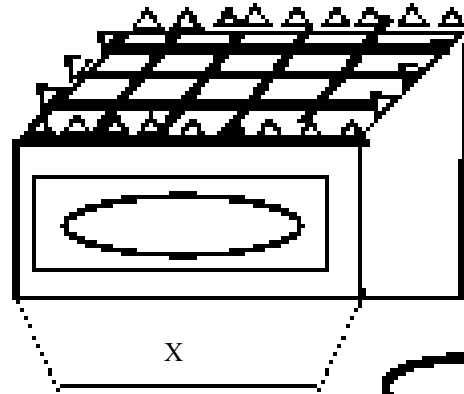
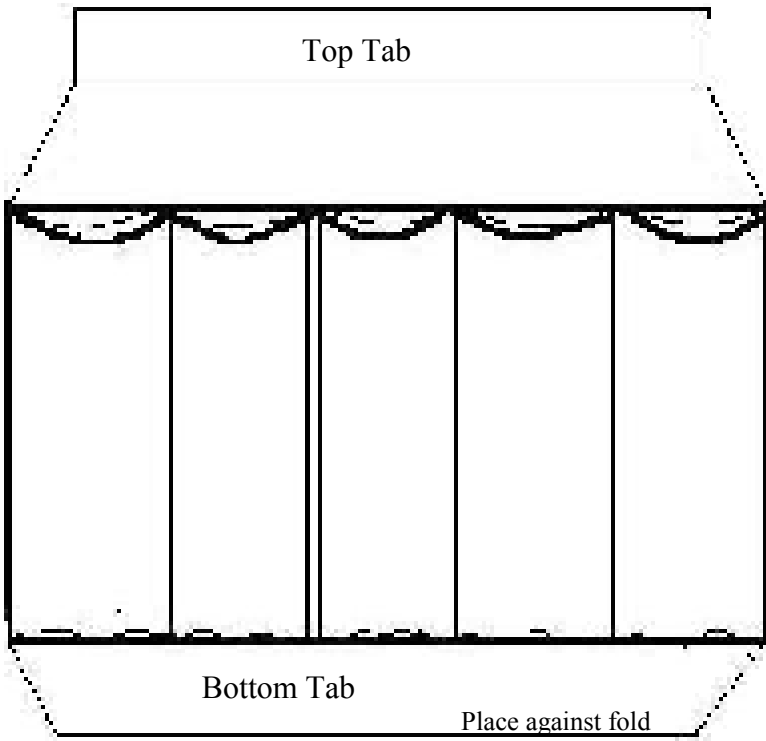


Altar of Incense and Altar of Burnt Offering

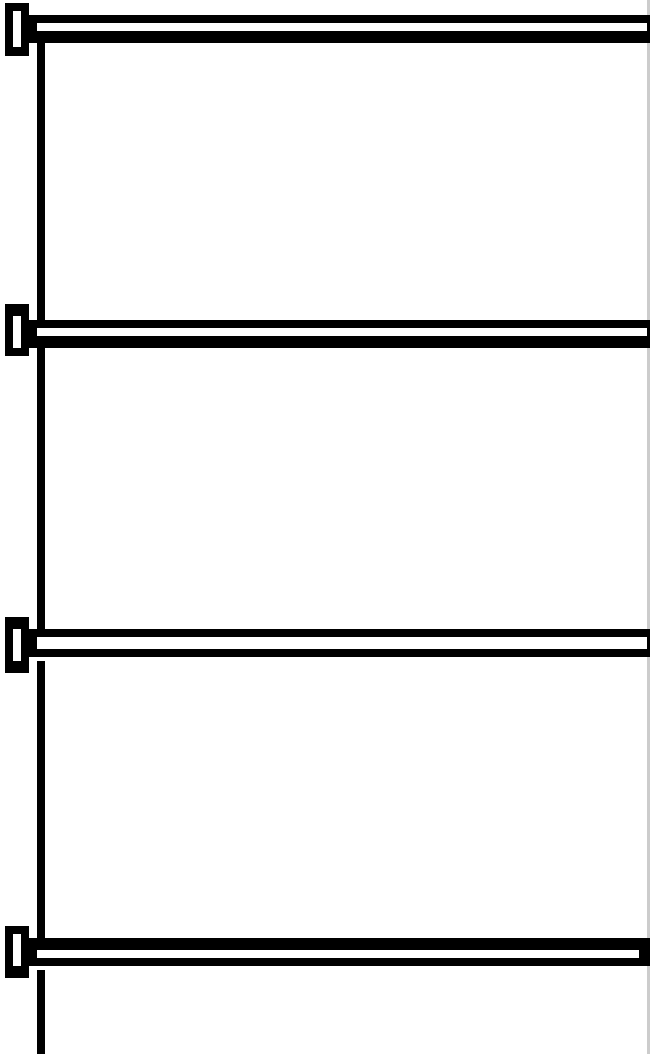


Golden Lampstand

Lesson 4—Court of the Tabernacle



The people of Israel made the Tabernacle court, Altar of Burnt Offering, and Bronze Laver just as God commanded. Ex. 38



Y

X