



Gen. 32:1-33:20—"Jacob is Afraid" and "Jacob and the Angel" from Mrs. Lee's Stories About God's First People". Use any Bible Story book you like, or paraphrase from the Bible.

LESSON	TACTILE TIME	TAKE HOME
<p>Read "Jacob is Afraid" and "Jacob and the Angel"</p> <p>Focus: Esau is coming!</p>	<p>Sand box</p>	<p>Color sheet (pg 2)</p>
<p>Read "Jacob is Afraid" and "Jacob and the Angel"</p> <p>Focus: Joseph prays for God's protection</p>	<p>Craft stick puppets</p>	<p>"Jacob prepares to meet Esau" layer-look book. (pg 3)</p>
<p>Read "Jacob is Afraid" and "Jacob and the Angel"</p> <p>Focus: Jacob sends gifts</p>	<p>Felt board</p>	<p>Gifts for Esau (pg 4-5)</p>
<p>Read "Jacob is Afraid" and "Jacob and the Angel"</p> <p>Focus: A new name</p>	<p>TV</p>	<p>Jacob and the Angel wrestle pull tab picture (pg 6)</p>



## Jacob Prepare to meet Esau Layer-Book Book

### Before class-



- (1) make layer look book for each child
- (2) Label top “Jacob Prepares to Meet Esau Gen 32:1-23, label the 2nd tab “Esau is coming-Jacob is Scared”, the 3rd tab “Jacob Splits His Family into 2 Groups”, and the bottom tab “Jacob prays”.

### In Class-

- (1) glue pictures a on the above the second tab (Esau is coming)]
  - (2) Glue 2 of picture B above the third tab (Jacob splits his family)
- Glue picture C above the bottom tab ( Jacob prays)

### To make layer look book–

- (1) Cut a sheet of paper in half horizontally.
- (2) lay one half on top of the other about 1 inch off-set.
- (3) fold over so that 4 tabs of equal size are formed



## Gifts for Esau Book









### Before Class-

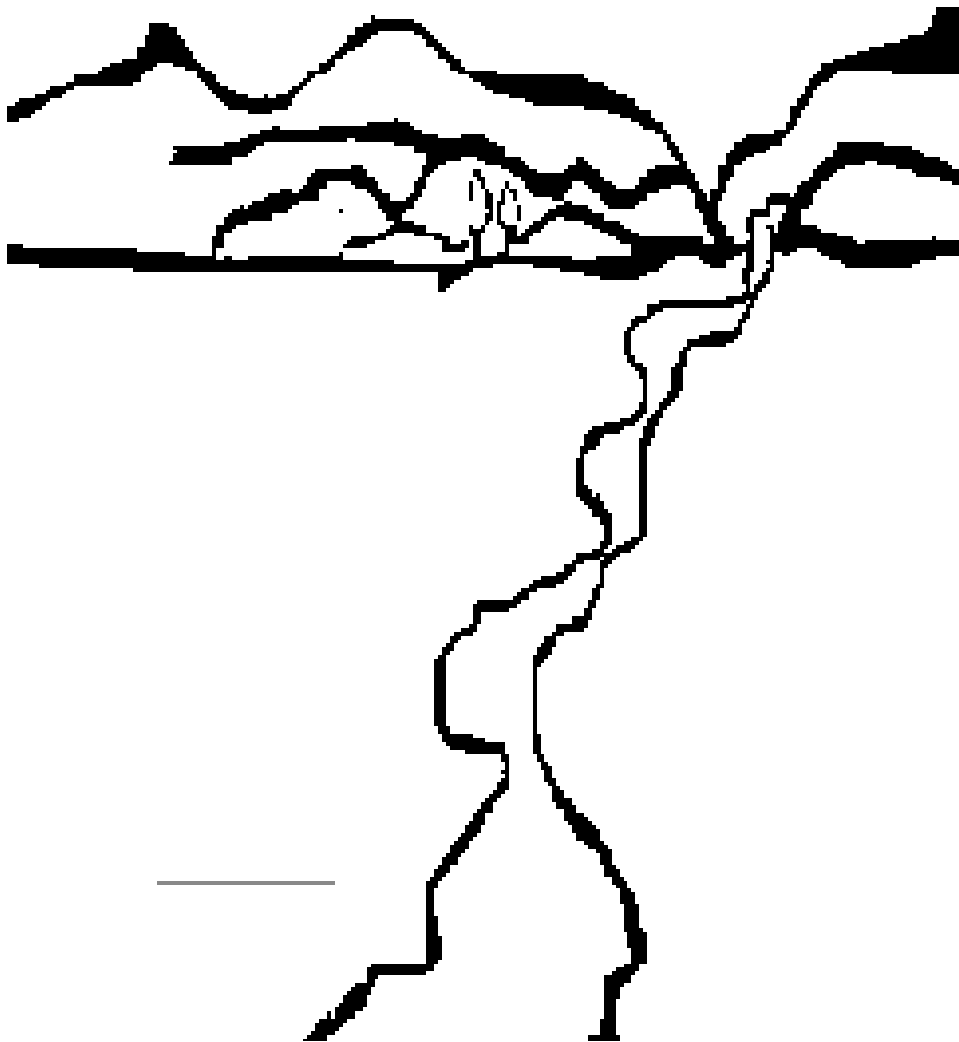
- (1) Print off on card stock or tag board
- (2) Cut out one gift for each student
- (3) Fold along dotted red line toward the back (gift is the front of the book)
- (4) Write on inside "Jacob sent four gifts to Esau" Gen 32:13-32

### In Class-

Use stickers or glue clip art pictures of camels, cows, sheep, and goats in the inside of the book.







### Jacob Gets a New Name

Gen. 32:22-32

Jacob wrestled God's angel all night. As morning came the angel gave him the new name "Israel".

X

## Jacob Gets a New Name

### Before Class:

- (1) Print one copy of page 6 for each child. Print this page (7) on cardstock for each child to have one picture of Jacob and the Angel.
- (2) Cut out Jacob and the Angel around the circle and tab.
- (3) Fold page 6 on the dotted line and cut along the red line.
- (4) Put a brad through the "X" on the tab, stick tab through slit in page 6 and put the brad through the "X" on the back of page 6. Glue or tape the page together.

### In Class:

- (1) Let the students put star stickers in the sky.
- (2) Show them how to wiggle the tab back and forth to make Jacob wrestle with the Angel.

