

Gen. 37—"Joseph's Colorful Cat" by Landall or "Joseph's Dream", "Joseph is sold", and "Jacob is Sad" from *Mrs. Lee's Stories About God's First People*

Many of the ideas and art for this lesson came from my good friend Rhonda Duvall.

LESSON	TACTILE TIME	TAKE HOME
<p>Read "Joseph's Colorful Coat" (Landoll Did You Know Series) OR "Joseph's Dream" (Mrs. Lee's Bible Stories)</p> <p>Focus: Gen 27:1-4 Joseph's new coat</p>	<p>Fabric or paper sack coat</p>	<p>Joseph's coat and Joseph's Dreams Mini-book (pages 2 - 3) Let the children:</p> <ul style="list-style-type: none"> • Color page 2 with lots of colors, glue colorful fabric or colorful strips of paper on Joseph to make his coat. • Glue gold foil on the sun, silver foil on the moon and foil star stickers on the stars on pg. 3 of the book. • Glue straw on the sheaves on pg 2 of the book
<p>Read "Joseph's Colorful Coat" (Landoll Did You Know Series) OR "Joseph's Dream" (Mrs. Lee's Bible Stories)</p> <p>Focus: Gen 27: 5-11 Joseph's Dreams</p>	<p>Craft stick puppets & Joseph in pit (see take home)</p>	<p>Paper cup Pit craft (page 4)</p> <p>*Do this craft before tactile review time.</p>
<p>Read "Joseph's Colorful Coat" (Landoll Did You Know Series) OR "Joseph's Dream" (Mrs. Lee's Bible Stories)</p> <p>Focus: Gen 27: 12-36 Joseph's Dreams</p>	<p>Small fabric drawstring bag with silver "coins" (i.e. candy coins, play money coins, cardboard circles covered with foil or painted)</p>	<p>Explosion book—cover shaped like a coin bag, glue coins inside. (pp 5 & 6)</p>
<p>Read "Jacob is Sad" (Mrs. Lee's Bible Stories of God's First People)</p>	<p>Sack coat—use take-home to act out story</p>	<p>Give each child a paper sack "colorful coat". Use red finger paint or other washable red paint to let the children paint "goat blood" on their coat.</p>

Songs (pg 2): Joseph Was Sold, Joseph Trusted God, Twelve Tribes of Israel

"Joseph Was Sold"

(tune: "Row, Row, Row your Boat")

Down, Down, in a pit
In the wilderness
Joseph's brothers threw him there
Because they hated him.

Then came sellers by;
To Egypt they were bound.
For twenty silver pieces
To them was Joseph sold.

Joseph Trusted God

(tune: "Farmer in the Dell")

To Egypt Joseph went,
To Egypt Joseph went,
He was bought to be a slave
By captain Potiphar.

For Joseph all went well,
For Joseph all went well,
Until the day his master's wife
Had him put into jail.

But Joseph trusted God
While deep inside the jail.
And once again God cared for him
and kept him from all harm.


Twelve Tribes of Israel

(tune: "Whosoever Will May Come")


Jacob lived in Canaan, there he had twelve sons;
Reuben, Simeon, Levi, Judah, Zebulun,
Issachar and Asher, Naphthali and Dan,
Joseph, Gad and Benjamin.

In the land of Egypt, Joseph had two sons:
Ephraim and Manasseh, a tribe for every one.
Tribes were twelve in number-Levites, too, had
one.
Thus were all the tribes begun.

Jacob Gave Joseph a coat of many colors.
Gen. 37:1-4




That the sun and moon and stars bowed to him.



Then Joseph dreamed

bowed to him.

That sheaves of wheat



Joseph dreamed

Joseph's brothers




Were angry with Joseph when he told them about his dreams.

Joseph's

Dreams

Gen. 37:5-11

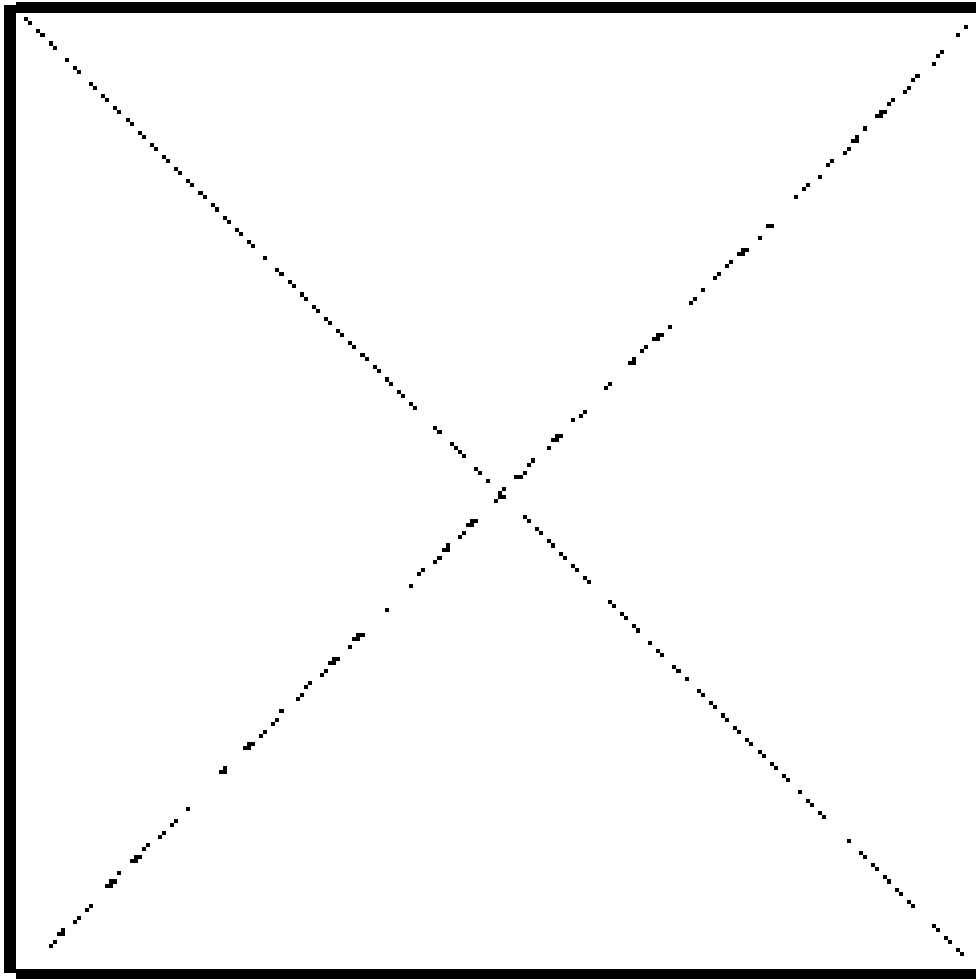


1. Copy one Joseph for each child.
2. Cut out
3. Color
4. Glue to craft stick
5. Place in cup with a slice in the bottom to make a pit.




*No colorful coat - brothers had stolen it before placing him in pit.





Before class—page 5

1. Cut along solid line.
2. Fold corners to opposite corner, crease, open back up. ()
3. Fold top down to meet bottom, pushing sides in on the previous fold lines.
4. Fold each corner into the inside to form a “house” shape




Before class—page 6

5. Print on brown paper, color, or use as template to cut from construction paper; fold along dotted line.
6. Cut out coins for each child
7. Glue inside bag shaped cover point side to the bottom

In class:

7. Glue “coins” inside of bag. Glue a piece of string on each side along “bag neck”, if desired.

A hand-drawn illustration of a money bag. The bag is depicted with a simple outline, featuring a gathered top and a gathered bottom. The bag is divided into two sections by a horizontal line. The upper section contains text, and the lower section contains a large dollar sign (\$).

Joseph's
brothers sold him
as a slave for 20
pieces of
silver.—Gen. 37

\$