



Gen. 41:1-53—“Pharaoh’s Dreams” from *Mrs. Lee’s Stories About God’s First People*, use own Bible Story book, or paraphrase from the Bible

LESSON	TACTILE TIME	TAKE HOME
<p>Read “Pharaoh’s Dreams” - Gen. 41:1-14</p> <p>Focus: God sent two dreams to Pharaoh and his wise men could not interpret them.</p>	<p>Toy cows and plastic corn (or craft stick puppets)</p>	<p>Pharaoh’s Dreams (pp 3-5)</p> <ul style="list-style-type: none"> • Cut along the top of the blanket line on the bed and tape a “pocket” on the back behind the bed (pg 3) to slide Pharaoh into. • Cut out Pharaoh for each student (pg 4) • Print pg 5 on sticker paper or regular paper to glue inside the “bubble” on pg. 3
<p>Read “Pharaoh’s Dreams” - Gen. 41:1-14</p> <p>Focus: Pharaoh sends for Joseph.</p>	<p>Shoobox Jail (from Potiphar and Prison lesson), egg carton throne</p>	<p>Pharaoh calls for Joseph maze (pg 6)</p>
<p>Read: “Joseph Tells Pharaoh’s Dream” and “Joseph the Ruler”</p> <p>Focus: Joseph interprets Pharaoh’s dreams</p>	<p>TV</p>	<p>From Prisoner to Ruler minibook (pg. 7)</p> <ul style="list-style-type: none"> • Fold in half top to the bottom , with printed side out. Fold in half side to side with title square to the front. • Let the children color (opt. Glue small pieces of gold paper to Pharaoh)
<p>Read: “Joseph Tells Pharaoh’s Dream” and “Joseph the Ruler”</p> <p>Focus: Pharaoh honors Joseph—God’s plan for Joseph to be ruler in fulfilled</p>	<p>Box chariot and toilet paper roll people (pp 10-11)</p> <ul style="list-style-type: none"> • Print out pp 10-11 (I used gold card stock for chariot) • To make box, cut out square, cut in along solid lines, fold up along dotted lines, glue “A” tabs to “B” . • Cut out and glue chariot sides to box. Paint gold if used white paper. • Cut out horse along solid lines, fold along dotted lines, glue “A” to “B” to form stand • Cut a 1/2” strip from side of paper and glue ends to front of chariot to make reigns for the horse. 	<p>Pharaoh Honors Joseph (pp 8-9)</p> <ul style="list-style-type: none"> • Cut our pictures of things Pharaoh gave Joseph (pg 9) • Let children glue on them onto Joseph (pg 8) • Use gold glitter glue, or glitter for the golden chain and ring. <p>or Box Chariot (do before tactile time)</p>

Songs (pg 2): “Pharaoh’s Dreams

Pharaoh's Dreams

(tune—"Yankee Doodle")

Pharaoh had two dreams one night
That were so strange to him.
The wise men tried with all their might
To know what they must mean.

But Pharaoh's dreams were strange to them
Their meaning was not clear.
So Pharaoh sent for Joseph
Who was inside the jail.

Then Joseph with the help of God
Interpreted the dreams—
Seven years of plenty,
Then seven years of famine.

Pharaoh

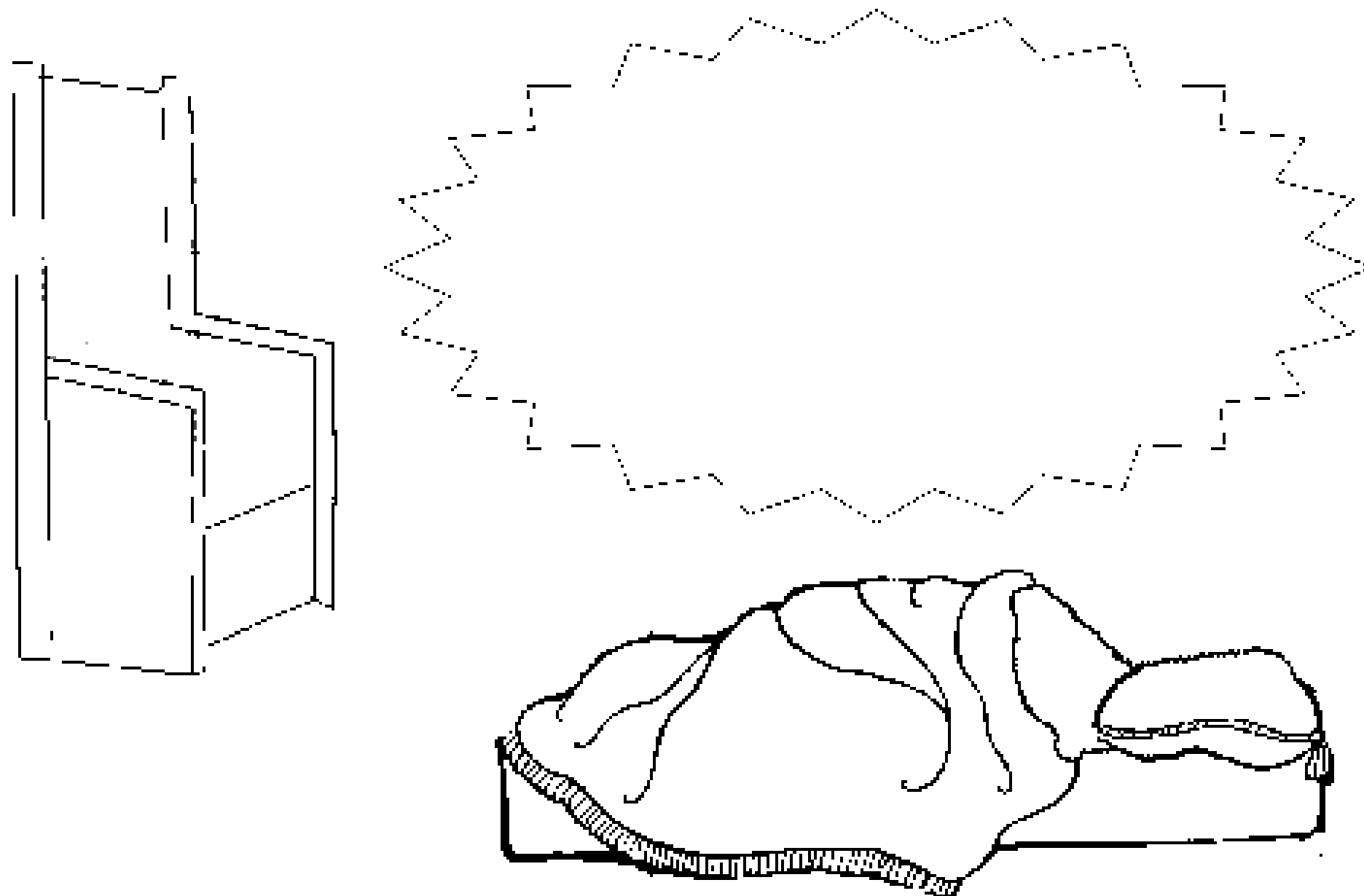
Pharaoh, Pharaoh was the king
(Form crown with hands and place on head)
Pharaoh, Pharaoh had a dream,
(Pillow head on folded hands to "sleep")
Oh, me! Oh, my!
(Lift left hand and drop in despair; Repeat with
right hand)
What does it mean?
(Rest chin in hand to ponder)

Wise men, magicians couldn't say,
(Shake index finger)
Even though they thought all day,
(Continue to shake finger)
Oh, me! Oh, my!
(Lift left hand and drop in despair; Repeat with
right hand)

God told Joseph about the dreams,
Joseph went and told the king,
Great God! (clap hands). Praise Him! (clap
hands),
Only God knows dreams! (point upward)




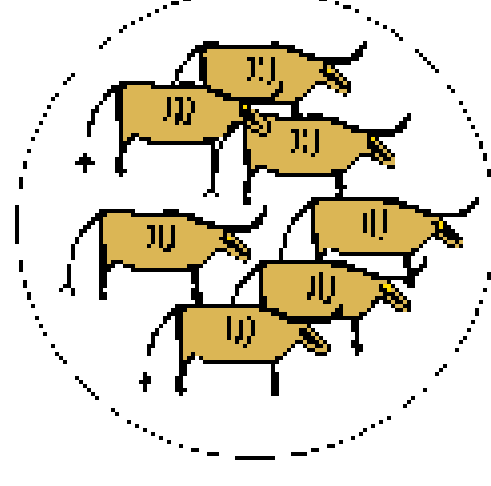
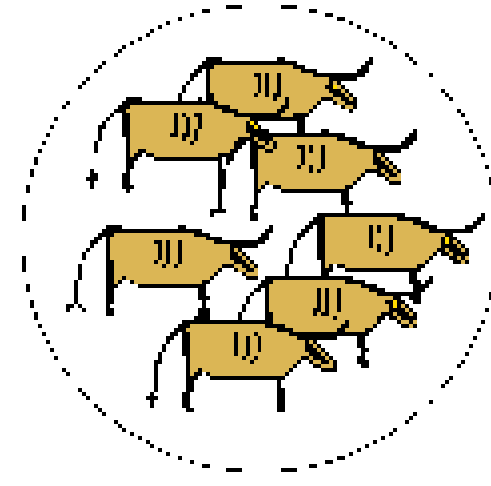
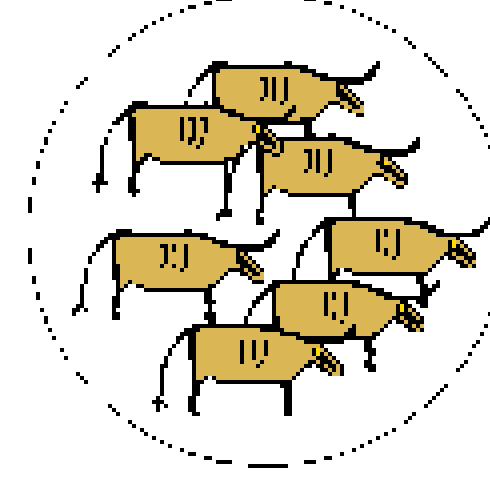


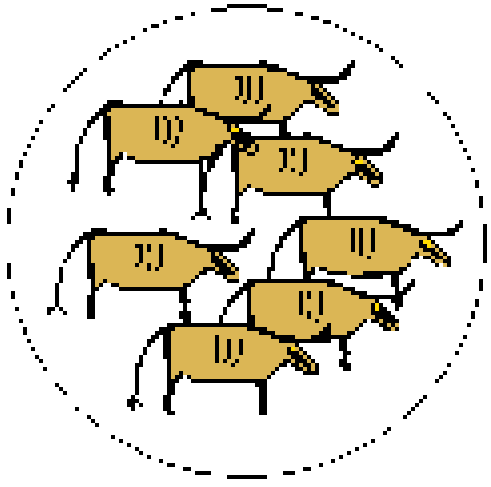
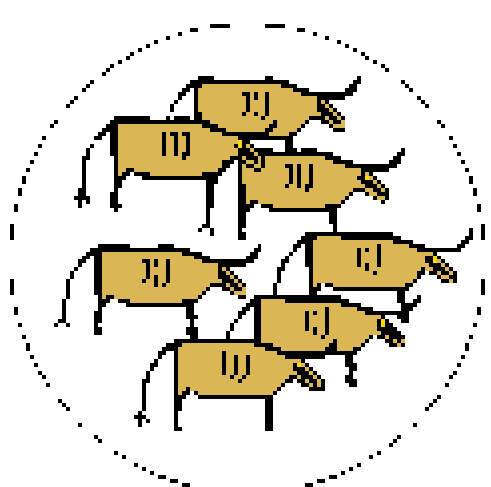
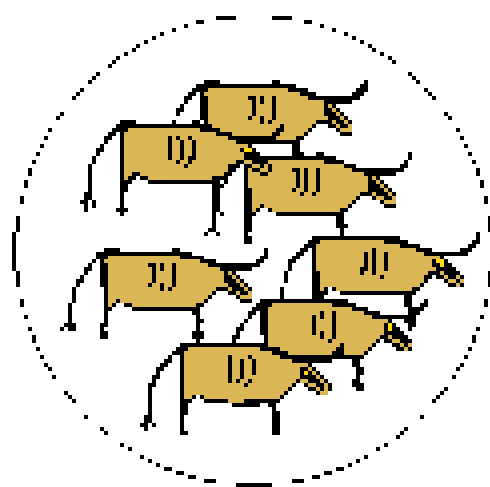
Ruth Hale

Pharaoh had two dreams. Gen. 41: 1-14






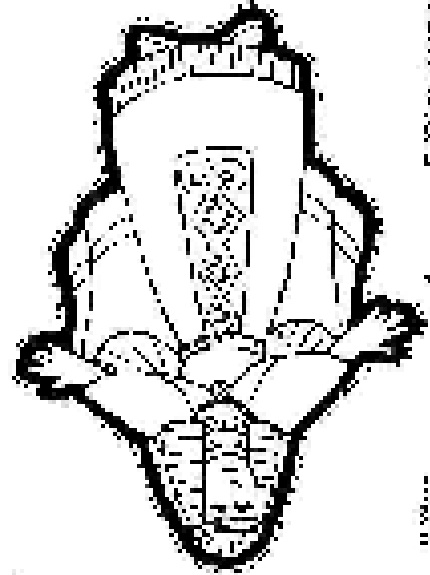
Lesson—Pharaoh's dream



Pharaoh Sends for Joseph


Gen. 41:9-46

Joseph was made Governor of Egypt
by Pharaoh because of the wisdom
God gave him.



Pharaoh's butler remembers Joseph
so Pharaoh sends for Joseph to be
brought from prison.

7 years of plenty,
7 years of famine.



With God's help, Joseph tells
Pharaoh what his dreams mean,
and how to prepare.

Pharaoh "set Joseph over all the land of Egypt...took off his ring from his hand...arrayed him in vestures of fine linen, and put a gold chain about his neck; And he made him ride in the second chariot...and he gave him to wife Asenath..." Gen. 41:41-45

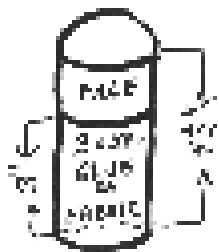






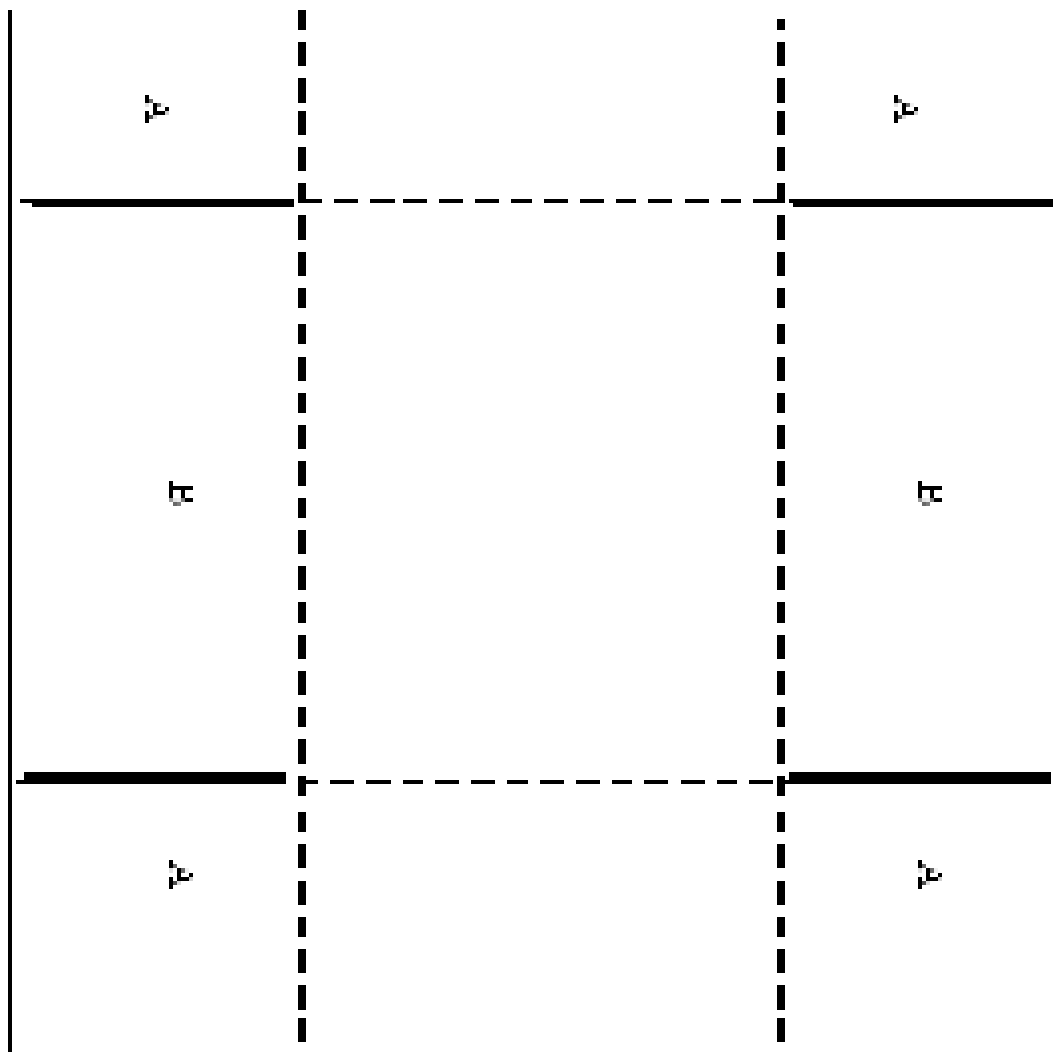
Fig. 134a



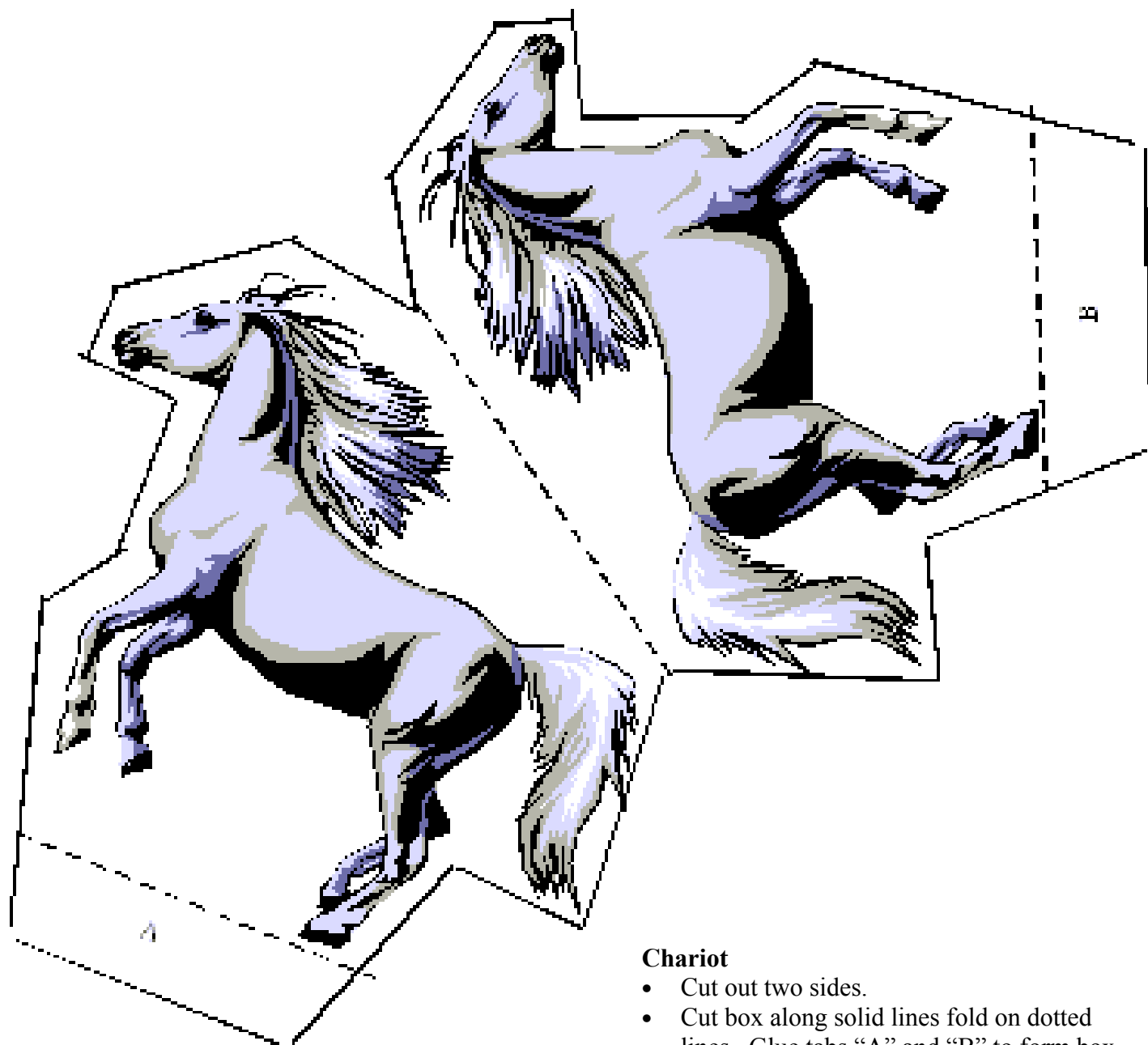
Fig. 134b



Cut a half-circle 4 1/2" diameter from fabric for headpiece



Joseph's Chariot



Chariot

- Cut out two sides.
- Cut box along solid lines fold on dotted lines. Glue tabs “A” and “B” to form box. Glue one chariot side on each side of a small box.
- Paint gold (or print on yellow or gold paper)
- Attach chariot to horse, rider can stand in box.

Paper Towel or Toilet Tissue Roll People:

- Draw face, hair, and beard on with marker
- Punch a hole on each side of body; insert pipe cleaners for arms
- Glue cloth headpiece on figure, gluing straight edge on “forehead”
- Drape sides and back; glue

Horse

- Cut out along solid lines.
- Fold along dotted lines
- Glue tab “A” to tab “B”