



Gen. 43:45:3—"Benjamin Goes to Egypt" from *Mrs. Lee's Stories About God's Own People*, own Bible Story book, or paraphrase from the Bible

Lesson	Tactile Time	Take-home
<p>Read "Benjamin Goes to Egypt"</p> <p>Gen 43:1-34 Focus: Joseph's brothers return to Egypt for more food—with Benjamin</p>	<p>Toy donkeys; pipe cleaner, action figure, or playdough men;</p>	<p>Color sheet</p>
<p>Read "Benjamin Goes to Egypt"</p> <p>Gen 43:1-34 Focus: Joseph gives a feast</p>	<p>Flannel graph</p>	<p>Joseph's Feast (pp 2-3) Cut out faces with names (pg 3). Let the children glue them on in order around the table on pg 3.</p>
<p>Read "The Silver Cup"</p> <p>Gen. 44:1-45:3</p>	<p>TV</p>	<p>Joseph's cup lift-a-flap (pp 4-5)</p>
<p>Read "The Silver Cup"</p> <p>Gen. 44:1-45:3</p>	<p>Act out story using Joseph masks (do AFTER take home time). Use Ruler side first then turn around to other side to illustrated when Joseph tells his brothers who he is.</p>	<p>Joseph mask</p> <p>Before Class</p> <ul style="list-style-type: none"> Print one each of pg 6 & 7 for each child. Cut out and cut out eyes. <p>In Class:</p> <ul style="list-style-type: none"> Let children color the faces. Glue or tape craft stick on back of one for handle and glue or tape other face on to create a two sided mask.

Joseph's brothers were surprised when they were seated
in order from oldest to youngest. Gen. 43:15-34

Put Joseph's brothers at the table in order.






Before class:

- Copy one set for each child. Cut out.

In class:

- Have each child glue the brothers in order around the table.
- Go over the name and ordinal number of each brother with the students.



Joseph hid his silver cup in Benjamin's sack to test his brothers.
Can you find Joseph's cup?

Gen. 44:1-45:3

