

Gen. 45-46—Stories read from “Mrs. Les’s Stories About God’s First People” - use any Bible story book you have or paraphrase from Bible.

Lesson	Tactile Time	Take-home
<p>Read “Joseph Sends For Jacob”</p> <p>Gen 45:3-24 Focus: Joseph forgives and reassures his brothers</p>	<p>Flannel graph</p>	<p>Color sheet</p>
<p>Read “Joseph Sends For Jacob”</p> <p>Gen 45:3-24 Focus:</p>	<p>TV</p>	<p>Gifts for Joseph’s brothers (pp 4-5)</p>
<p>Read “Jacob Goes to Egypt”</p> <p>Gen. 45:25-46:34 Focus:</p>	<p>Sand box -</p> <ul style="list-style-type: none"> • Small box alter • Action figure Jacob • Cardstock wagons • Plastic donkey 	<p>Alter Tunnel book (pg 6)</p>
<p>Read “Jacob Goes to Egypt”</p> <p>Gen. 45:25-46:34 Focus:</p>	<p>Story wheel (pp 7-8)</p>	<p>Story Wheel (pp 9)</p>

Songs: “Joseph Loved His Family”,

Joseph Loved His Family

(tune—"Mary Had a Little Lamb")

Joseph loved his brothers so,
Brothers so, brothers so.
Joseph loved his brothers so,
Their wrongs he did forgive.

He brought them down to Egypt then,
Egypt then, Egypt then.
He brought them down to Egypt then
So that they would not starve.

It was God's plan that they should go,
They should go, they should go.
It was God's plan that they should go
To live there for a while

Someday God would bring them back,
Bring them back, bring them back.
Someday God would bring them back
To the promised land.

Twelve Tribes of Israel

(tune: "Whosoever Will May Come")

Jacob lived in Canaan, there he had twelve sons;
Reuben, Simeon, Levi, Judah, Zebulun,
Issachar and Asher, Naphthali and Dan,
Joseph, Gad and Benjamin.

In the land of Egypt, Joseph had two sons:
Ephraim and Manasseh, a tribe for every one.
Tribes were twelve in number-Levites, too, had
one.

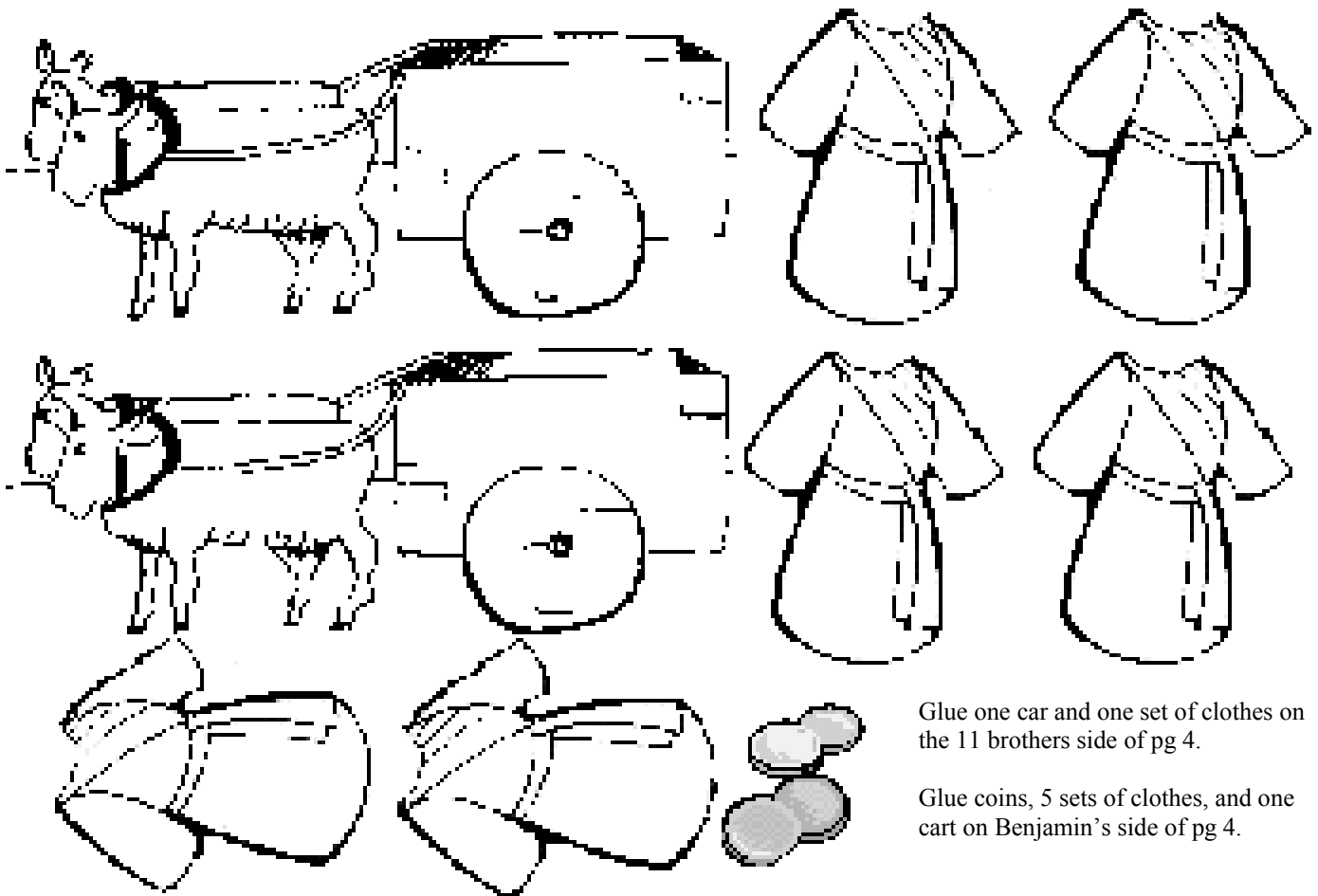
Thus were all the tribes begun.

Jacob gave his brothers each a new set of clothes and Benjamin 5 sets and 300 pieces of money. Pharaoh sent carts with them to bring their possessions and families to Egypt. Gen. 45-46

Glue on pictures of what Joseph gave his brothers.

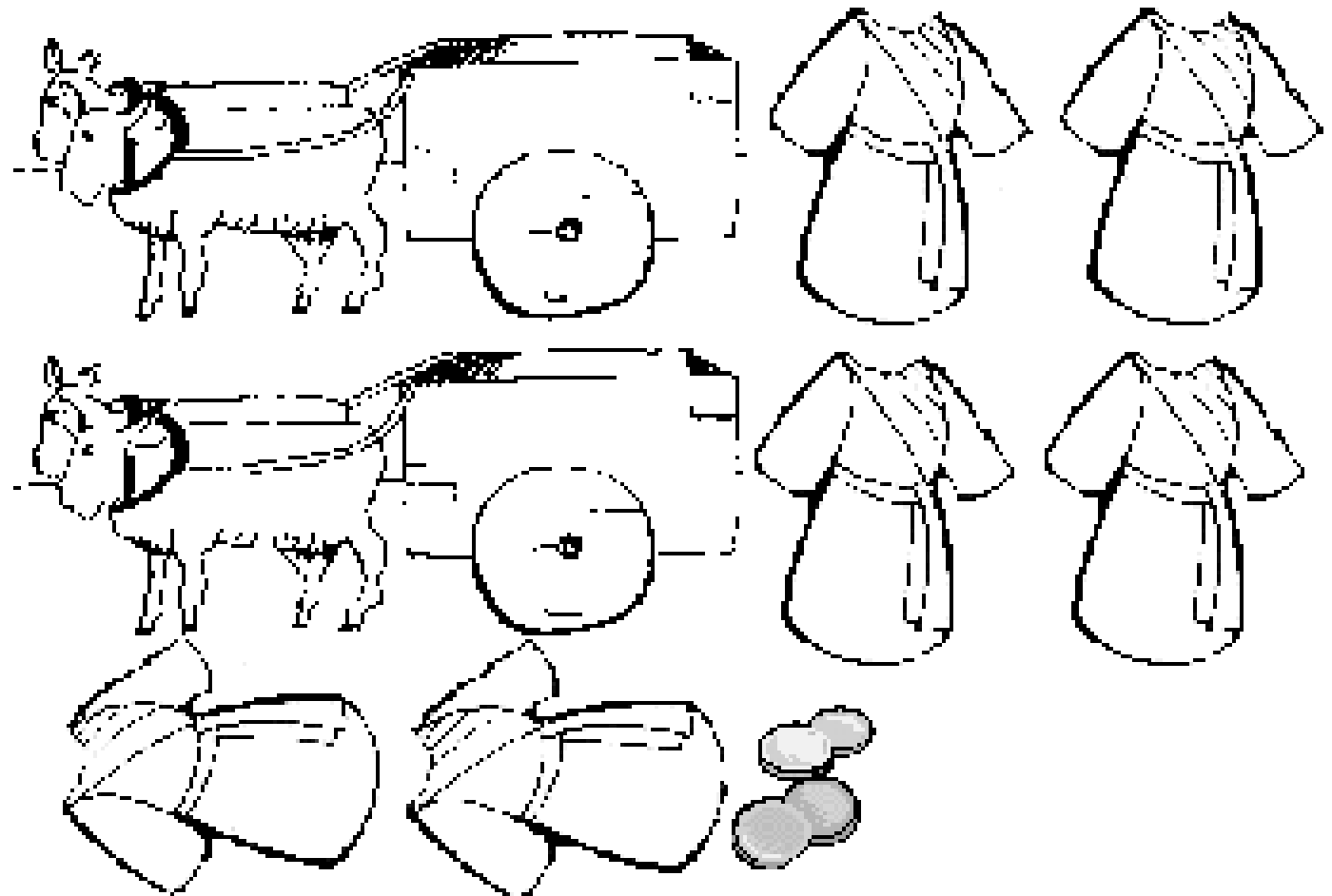
Rueben, Simeon, Levi, Judah, Dan, Gad,
Asher, Issachar, Zebulen, Napthali

Benjamin



Glue one car and one set of clothes on the 11 brothers side of pg 4.


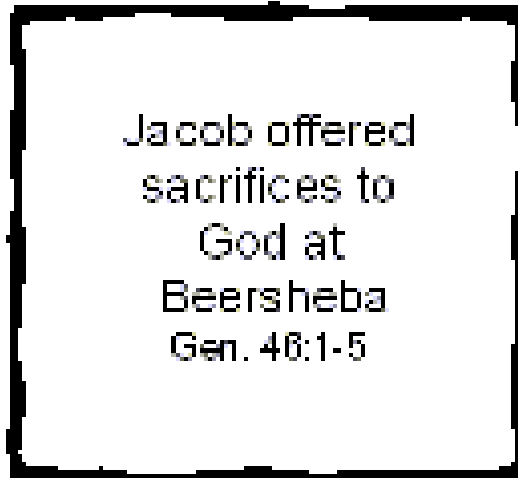

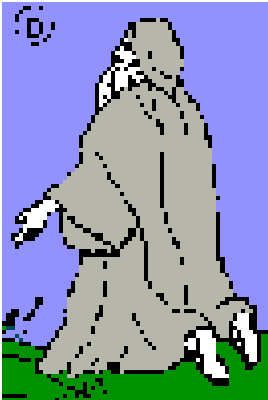

Glue coins, 5 sets of clothes, and one cart on Benjamin's side of pg 4.



To Make Tunnel Book:

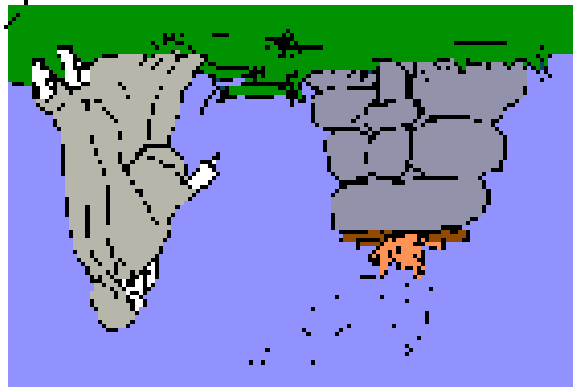
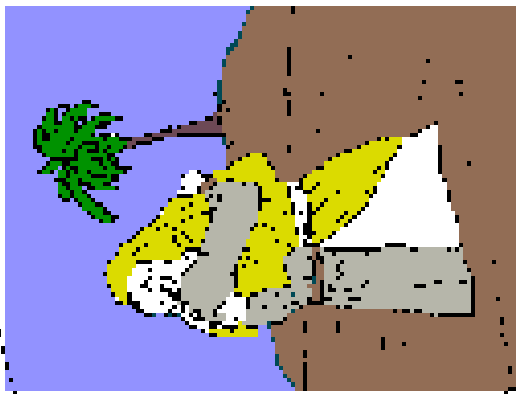
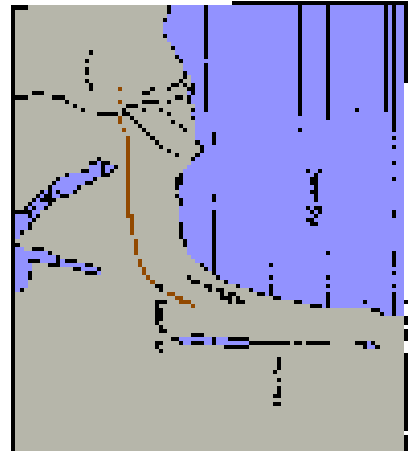
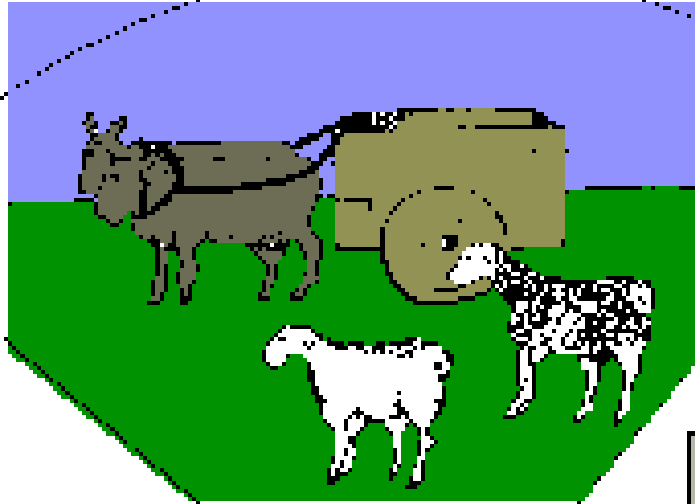
- Cut two 4 1/2" X 8 1/2" strips, and a 4 1/2" square of card stock or colored copier paper. (I used card stock for the book and copier paper for "A", "B", and "E" pieces.)
- Fold 4 1/2" from one end and accordion fold the remaining 4" with a 1/4" width.
- Glue together making one 4 1/2" square the front cover and one the back. Cut a 3 1/2" square out the center of the 4 1/2" square paper and glue to the front (see picture)
- Glue label the cover "Jacob built offered sacrifices to God in Beersheba—Gen. 45:1-5"
- Cut patterns "A", "B", "C", "D", and "E" for each child (pg 5).
- Glue onto inside of accordion folds starting from the back in order. (I.e. "A" in back fold, "B" in next to last fold, etc.)


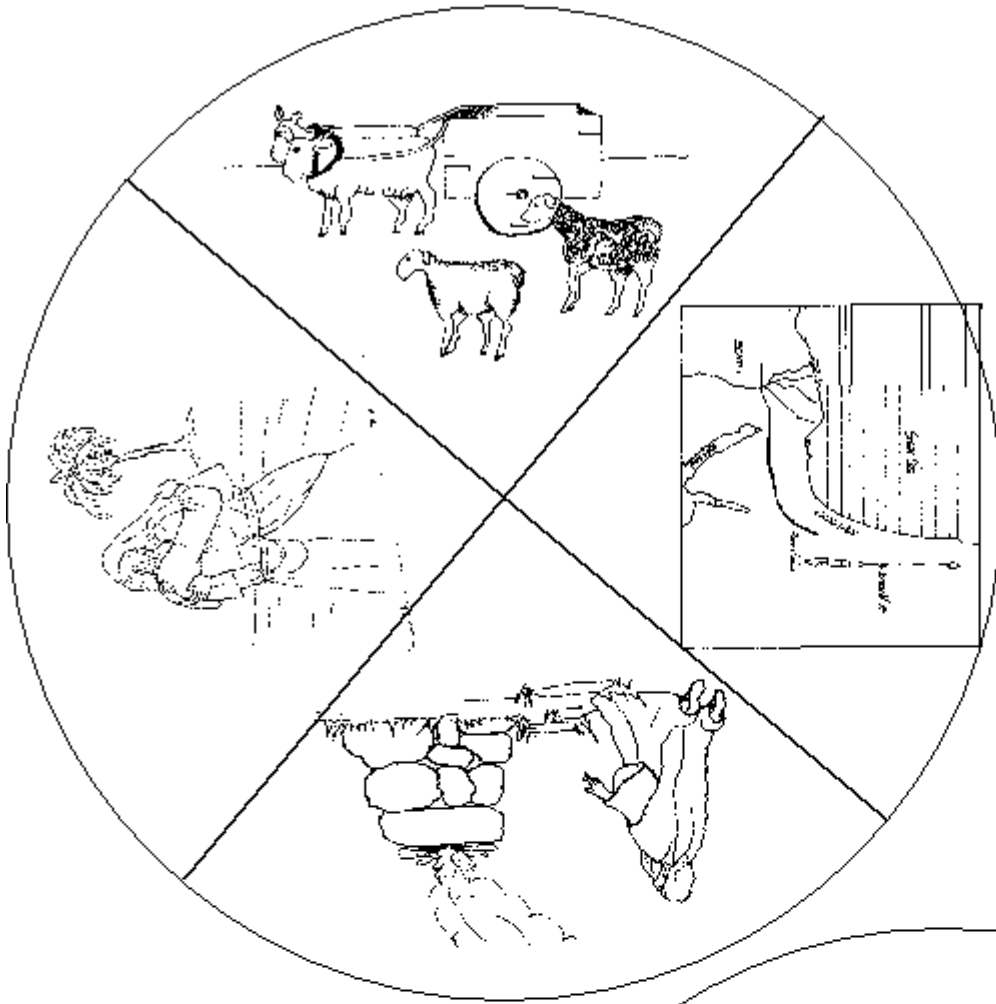
Alter Tunnel Book—Lesson 3





Jacob comes to
Egypt
Gen. 45-46





Jacob comes
to Egypt
Gen. 45-46