



Ex 2:10-4—Use own Bible Story book, or Paraphrase from the Bible

Lesson	Tactile Time	Take-home
<p>Read/Tell Story</p> <p>Focus: Moses grows up as Pharaoh's son.</p>	<p>Story wheel (pp 3-4)</p>	<p>Moses in the Palace shutter fold (pp 5-7)</p>
<p>Read/Tell Story</p> <p>Focus: Moses becomes a Shepherd in Midian</p>	<p>TP roll Moses, and cotton ball sheep and pipe cleaner staff.</p>	<p>TP roll Moses and cotton ball sheep.</p> <p>www.makingfriends.com/lostsheep.html Bible Friends Clothes and Hair: www.makingfriends.com/b_brown.htm www.makingfriends.com/b_blue.htm www.makingfriends.com/b_hair.htm</p>
<p>Read/Tell Story</p> <p>Focus: Moses see the burning bush.</p>	<p>Moses' sandals</p> <ul style="list-style-type: none"> Trace foot onto brown or black construction paper or craft foam. Cut out and lace yarn through sides to tie onto feet. 	<p>Burning Bush Colorsheet (pg 8)</p> <ul style="list-style-type: none"> Glue teardrop shaped pieces of red and yellow tissue paper on top of the bush to create flames.
<p>Read/Tell Story</p> <p>Focus: God's purpose for Moses.</p>	<p>Dominoes</p>	<p>Moses at the Bush Lift-a-flap (pp 9-10)</p>

Songs: "The Burning Bush"

“The Burning Bush”


(tunes—”Mulberry Bush”)



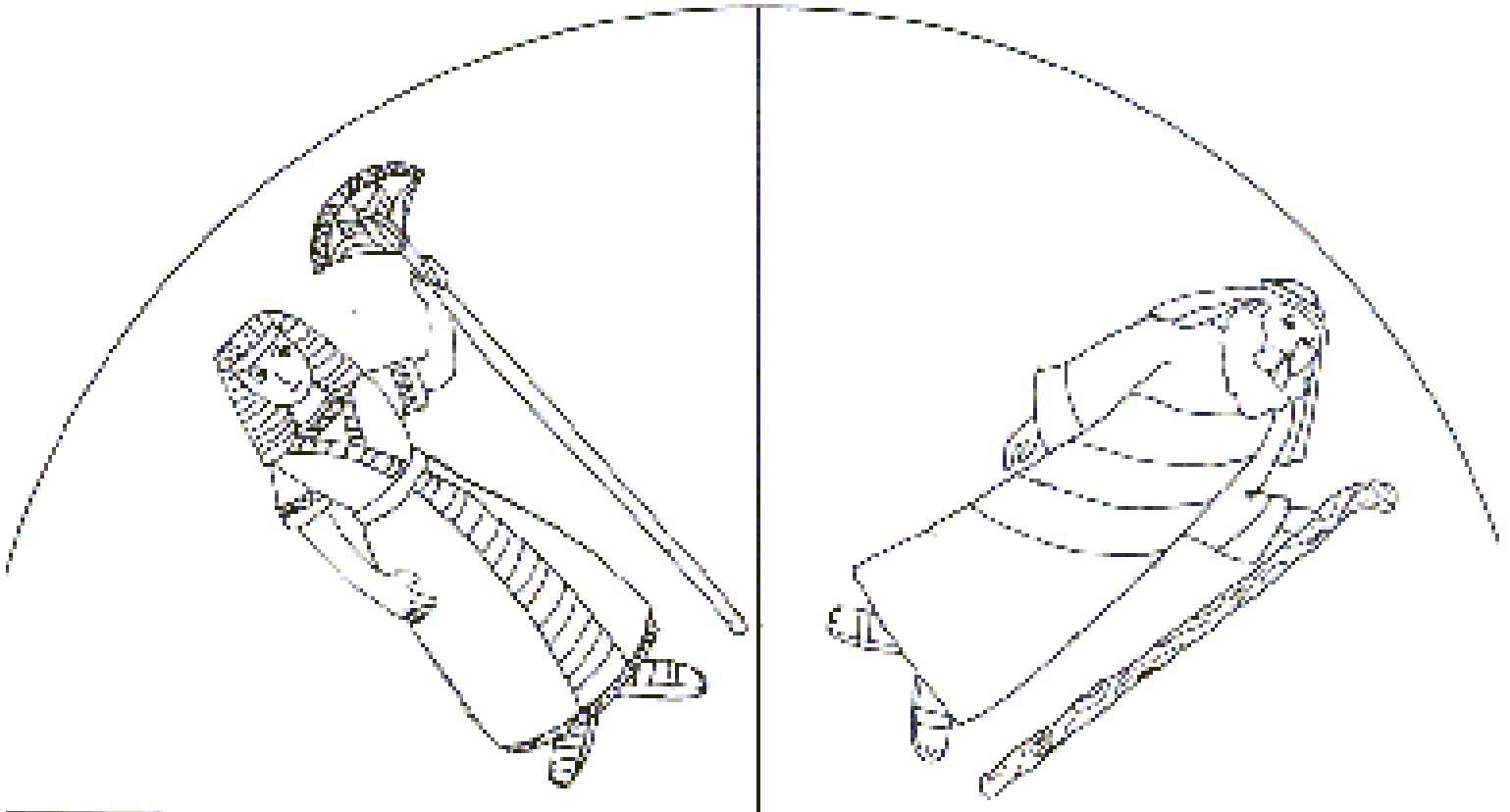
Up on the mountain Moses went,
Moses went, Moses went.
Up on the mountain Moses went
To see the burning bush.

It burned and burned but didn't burn up
Didn't burn up, didn't burn up.
It burned and burned but didn't burn up
It was so strange a sight.


God spoke to Moses from the bush,
From the bush, from the bush.
God spoke to Moses from the bush
And said, “My helper you'll be.”

Moses in Midian






*grew, and she
Pharaoh's
he became her*

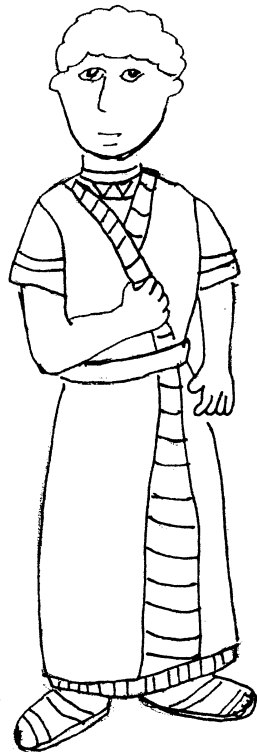
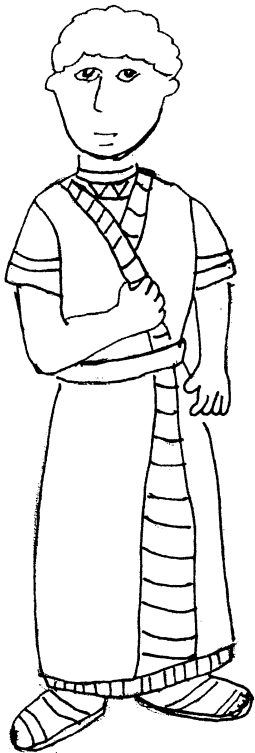




*“And the child
brought him to
daughter, and
son...”*



*“...Now it came to pass in
Those days, when Moses
Was grown...” Ex. 2:10-11*





Before class:

1. Print pg 4 on back of pg 3 for each child. Trim 1/4" from all sides.
Print pg 5 once for every 2 children.
2. Fold the two side in meeting in the middle.
3. Cut out one younger "Moses" and one older "Moses" for each child.

In class:




1. Glue younger "Moses" on the left side of the front palace.
2. Glue older "Moses" in the inside palace.
3. Color; use gold glitter glue on "Moses's" clothes and the palace for accents, if desired.

“Now Moses ...came to Horeb, the mountain of God. And the Angel of the Lord appeared to him in a flame of fire from the midst of a bush...the bush was burning with fire, but the bush was not consumed.”

Ex. 3:1-2



God answers Moses's excuses by giving him two signs and a helper.



2
1
1
1
1
1

