

Ex 12:31-15:21—Story from page 2, use own Bible Story book, or Paraphrase from the Bible

Lesson	Tactile Time	Take-home
<p>Read/Tell Story (pg 2)</p> <p>Focus: Israel plunders Egypt</p>	<p>Egyptian jewelry, “gold” coins, “silver” coins, etc.</p>	<p>Egyptian jewelry crafts www.daniellesplaces.com/html/egyptian_crafts.html</p> <p>I made the bracelets and painted the amulet before class. In class we added the colored dots and glitter glue to the amulet. Do this at the first of class before the lesson so it has a chance to dry.</p>
<p>Read/Tell Story (pg 2)</p> <p>Focus: From Egypt to the Red Sea</p>	<p>Large cloud made of white poster board and large pillar of fire from poster board (outline fire tongues with glow in the dark crayon or paint.) Children take turns leading the group around the room holding the cloud or fire (turn out lights)</p>	<p>Fire/cloud pop up (pg 4)</p>
<p>Read/Tell Story (pg 2)</p> <p>Focus: Crossing the Red Sea</p>	<p>TP roll Moses, Pharaoh, people, chariot (from Joseph and Pharaoh lesson) , www.makingfriends.com/redsea.htm</p> <p style="text-align: center;"><u>OR</u></p> <p>Pan of water have children try to divide the water like Moses did</p>	<p>Dinah Zike “Crossing the Red Sea” (pp 5-6)</p> <p>This is taken from <i>Dinah Zike’s Big Book of Books and Activities Religious Supplement Old Testament</i>, which is now out of print.</p>
<p>Read/Tell Story (pg 2)</p> <p>Focus: Moses and the people praised God for taking care of them.</p>	<p>Paper-plate tambourines</p>	<p>Paper plate tambourine (pg 7)</p> <p>Do BEFORE the Tactile Time (or lesson time if you use the tactile during the lesson)</p>

Songs (pg 3):

MOSES LEADS THE ISRAELITES OUT OF EGYPT

When the angel of the Lord had passed over Egypt, the first-born son died in every house that didn't have blood on the doorposts . Even Pharaoh's son died.

Pharaoh called for Moses and Aaron in the night and said, "Get up and go away from here. Take everything you have with you and leave nothing. Pray to God to bless us and do no more harm to us."

So all the children of Israel, took all they had, and led by Moses and Aaron, marched out of the land of Egypt toward the land that God had promised their fathers. They marched along in order, family by family, like a great army.

God went before them as they marched. He put a great white pillar of cloud in front of them to guide them by day and at night it became a pillar of fire to guide them. When it stopped they stopped to rest. When it moved, they moved on their journey. The cloud and the fire reminded them of God's love and care for them.

But back in Egypt, Pharaoh was sorry he had let them go because now they would no longer be his servants and do his work. So Pharaoh gathered many, many soldiers, chariots, and horsemen together and went after the Israelites.

But the time the Egyptians came near the Israelites, the Israelites were close to the shore of the Red Sea. They saw the Egyptians coming and were so afraid! The people cried to Moses and said, "Why did you bring us out here. It would have been better to serve the Egyptians than to die here in the wilderness."

Moses said, "Don't be afraid. Stand still and see how God will save you. God will help you and you will never see the Egyptians again."

Then God moved the pillar of cloud behind the Israelites so that it was between them and the Egyptians. That night when it became the pillar of fire, it looked dark and terrible to the Egyptians and they didn't dare go through it. To the Israelites it was bright and shining and gave them light. The God told Moses to stretch his hand out over the sea and when he did, God made a strong wind blow and divide the waters so that there was dry ground in the middle of the sea for the children of Israel to walk upon.

Moses told the people to walk across and people did as he said and reached the other side safely.

When the Israelites were safely on the other side, God moved the pillar of fire and the Egyptians tried to follow the Israelites. God made their chariot wheels fall off and their horses fall down. The Egyptian soldiers were afraid and wanted to turn back because they saw that God was with the Israelites. Before they could turn back, God told Moses to stretch his hand over the sea and when he did, the waters of the Red Seas came together again and covered the Egyptians!

The children of Israel saw what God had done and they believed God and were thankful to him. Moses and the children of Israel sang a beautiful song to God about His bringing them out of Egypt.

Crossing the Red Sea

(tune—"Pop Goes the Weasel")

From Egypt to the wide Red Sea
Soldiers followed God's people.
But Moses led them safely across;
God parted the waters!

The soldiers tried to follow their path,
But God kept Israel safe.
When Moses held his hand out
Water crashed upon them.

Praise Him, Praise Him

Praise him, praise Him,
All ye little children,
God is love, God is love;
Praise him, praise Him,
All ye little children,
God is love, God is love!

Love him, love Him,
All ye little children,
God is love, God is love;
Love him, love Him,
All ye little children,
God is love, God is love!

Thank him, thank Him,
All ye little children,
God is love, God is love;
Thank him, thank Him,
All ye little children,
God is love, God is love!

Moses, Moses

written by Ruth Hale

Moses, Moses was the leader
Of God's people the Israelites;
And he led them out of Egypt,
To the Red Sea deep and wide.
"Moses, Moses, you must save us,"
How they cried in awful fright,
"For the Pharaoh will o'ertake us,
And we'll surely die tonight."
Moses calmed the frightened people,
Held his rod away up high,
Made a dry path through the waters,
Saved God's people, the Israelites

Fire/Cloud Pop-Up Book

Supplies Needed:

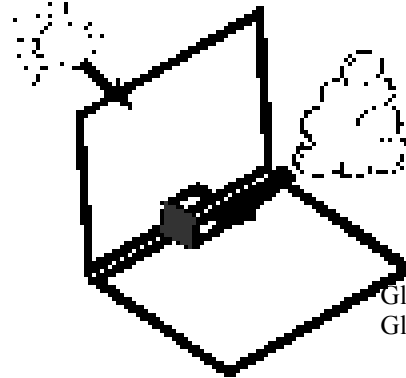
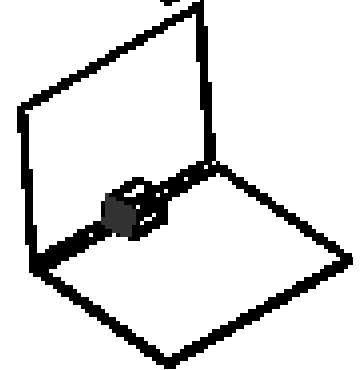
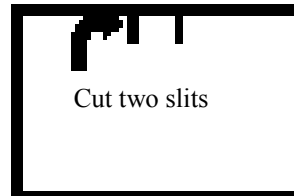
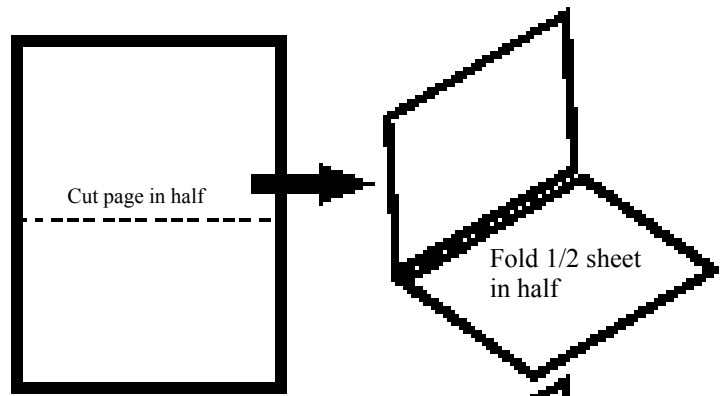
- 1/2 sheet each of blue, black, and white construction paper.
- Glue
- Scissors
- Crayons, markers, colored pencils, etc.
- Sun, Moon, Fire, Cloud pictures, scripture reference.

Before class (for each student):

1. Fold one the blue, black and white papers in half.
2. Cut two 1/2" slits in the fold of the blue and the black paper. Fold the tabs in toward the center of the paper.
3. Glue the blue and black paper together back to back and glue inside the white paper. The white paper becomes the cover, blue is page 1 and black is page 2.



In class:

1. Have children color the sun, moon, fire, and cloud pictures.
2. Glue the cloud on the tab on page 1. Glue the sun above it.
3. Glue the fire on page 2 tab and the moon on the paper above it.
4. Glue the scripture reference on the cover.



Glue sun to top half of paper.
Glue cloud to tab

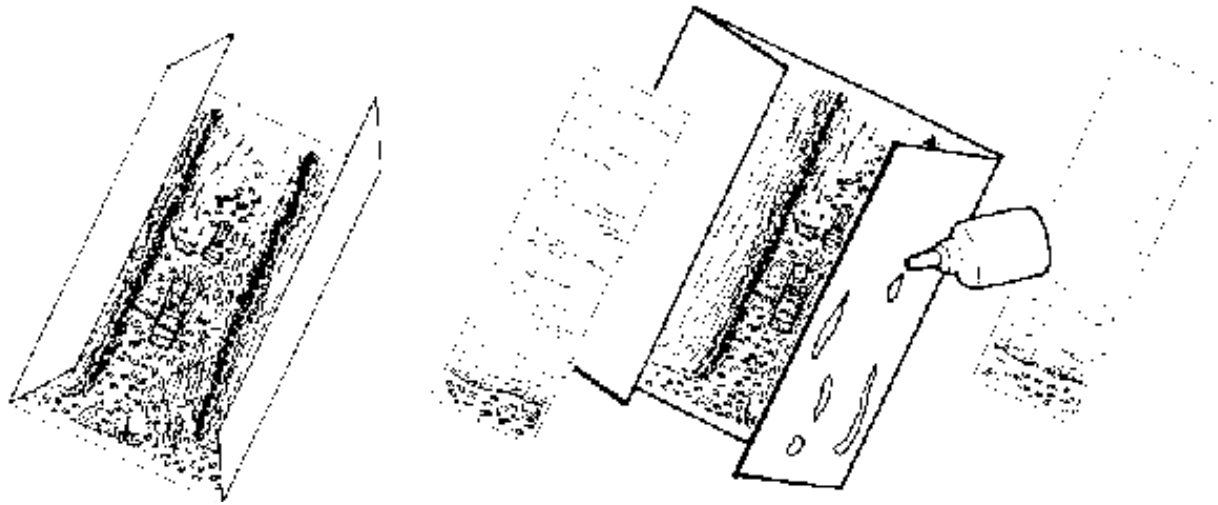
“And the Lord went before them by day in a pillar of cloud to lead the way, and by night a pillar of fire to give them light, so as to go by day and night.” *Ex. 13:21*



THE PARTING OF THE RED SEA

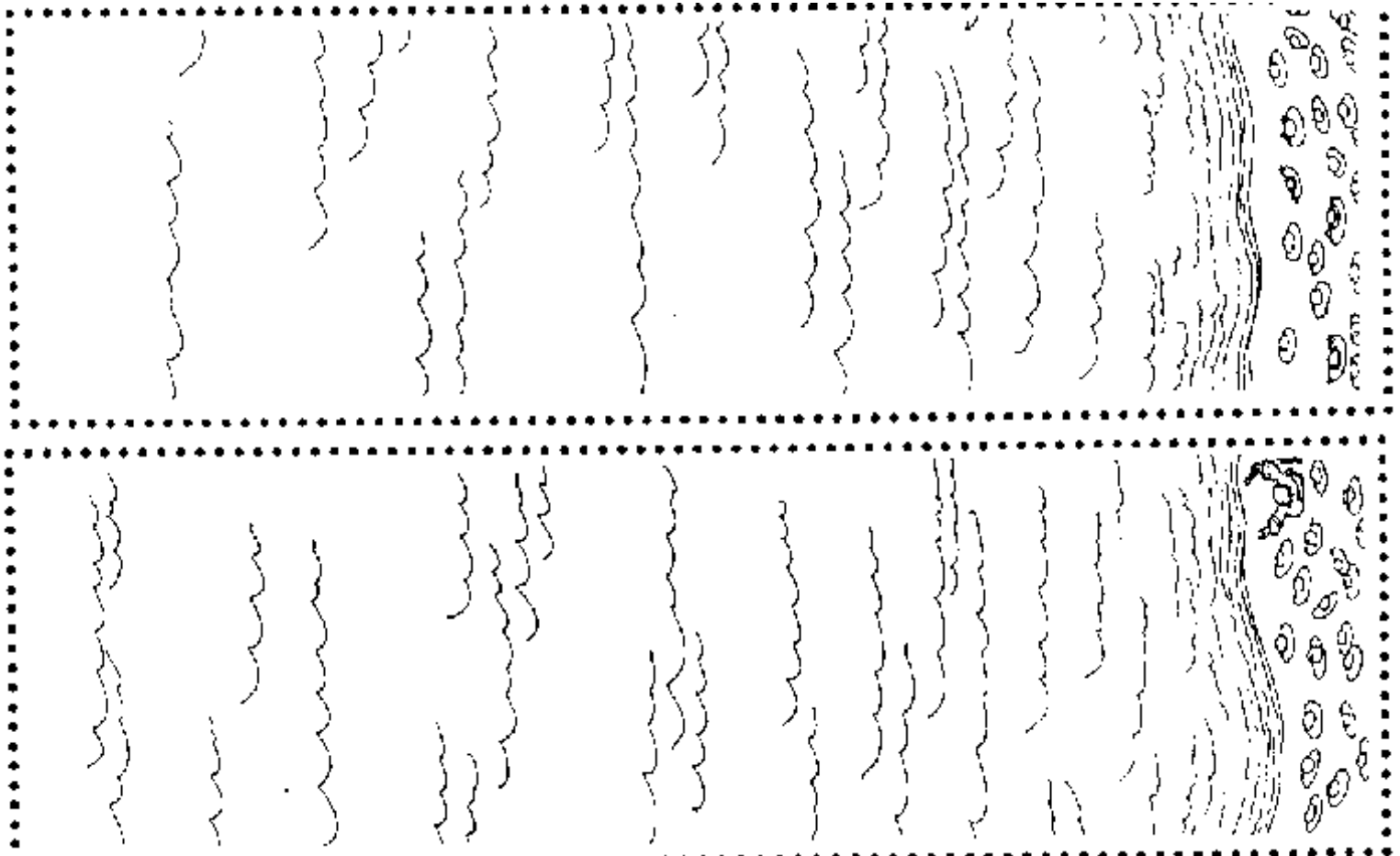
EXODUS 14 : 1-31

1. Read and discuss the scripture describing the parting of the Red Sea.
2. Color the activity pages.
3. Cut and fold along the lines indicated.
4. Glue the picture of the children of Israel walking across the divided water of the Red Sea as illustrated.
5. On the back of the activity, have students draw or write about what happened to the Egyptians once the Israelites had safely crossed the sea.



SHUTTER FOLD BOOK

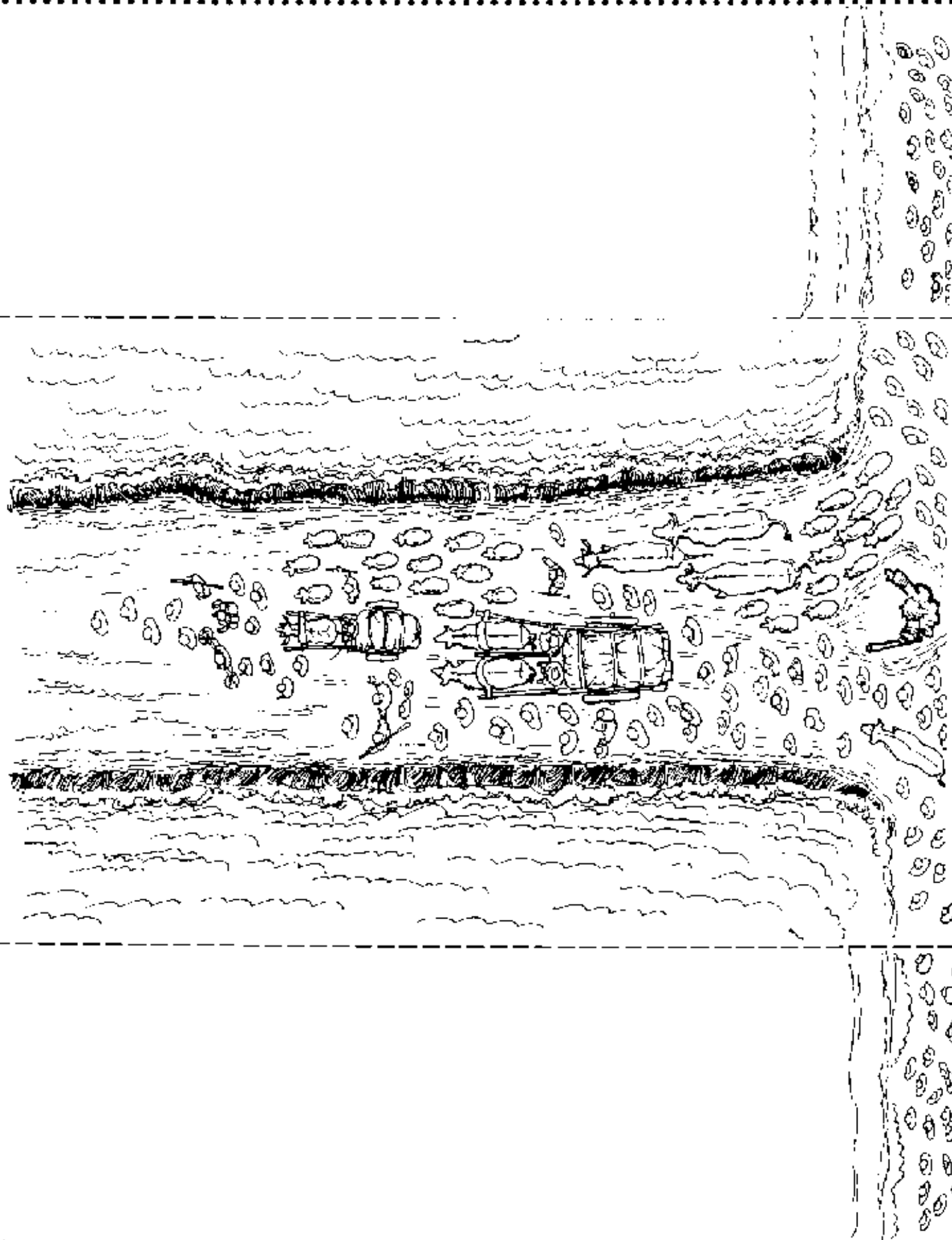
(CUT ALONG DOTTED LINES AND GLUE THE PANELS TO THE CLOSED "SHUTTERS" OF YOUR FLODED SHUTTER FOLD BOOK.)

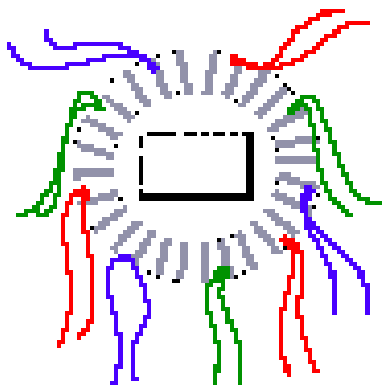


THE PARTING OF THE RED SEA

EXODUS 14 : 1-31

SHUTTER FOLD BOOK (CUT ALONG DOTTED LINES AND FOLD ALONG DASHED LINES)





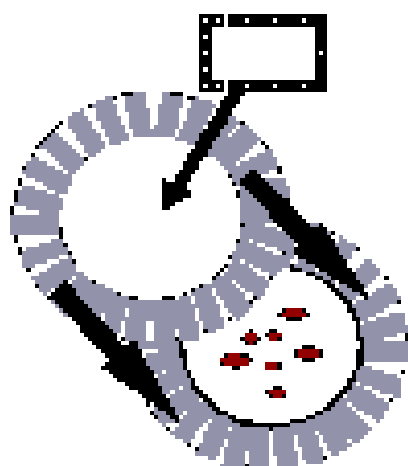
Paper plate tambourine:

For each student you will need:

- 2 paper plates
- 6-8 beans
- Glue
- hole punch
- Ribbon or narrow crepe streamers
- Scripture reference square (see below)

Before class:

1. Cut out scripture reference square.
2. Cut ribbon/streamers into 12” lengths.
3. Place a small handful of beans in the center of a paper plate.
4. Glue a second paper plate of the same size upside down on top of the plate.
5. With a small hole hole-punch punch 8 evenly spaced holes around the outside edge of the plates.
6. Thread colorful ribbon or thin crepe-paper strips through and tie.
7. Glue scripture reference in the center on one side.
8. Pretend to be Miriam and the other Praising the Lord for salvation from the Egyptians!



“Then Moses and the children of Israel sang this song to the Lord... Then Miriam the prophetess...took the timbrel in her hand; and all the women went out after her with timbrels...” Ex. 15:1;20.

“Then Moses and the children of Israel sang this song to the Lord... Then Miriam the prophetess...took the timbrel in her hand; and all the women went out after her with timbrels...” Ex. 15:1;20.

“Then Moses and the children of Israel sang this song to the Lord... Then Miriam the prophetess...took the timbrel in her hand; and all the women went out after her with timbrels...” Ex. 15:1;20.

“Then Moses and the children of Israel sang this song to the Lord... Then Miriam the prophetess...took the timbrel in her hand; and all the women went out after her with timbrels...” Ex. 15:1;20.