

Lesson	Tactile Time	Take-home
Lesson: I Kgs. 14:21—31; II Chr. 10-12 Focus: Rehoboam did not listen to the people & elders but to his friends	Story wheel (pp 3-4)	Story wheel (pg 5)
Lesson: I Kgs. 14:21—31; II Chr. 10-12 Focus:	Wall map of area	Kingdom Split map (pg 6)
Lesson: I Kgs. 14:21—31; II Chr. 10-12 Focus:		Shishack Attacks Tab book (pg 7) <ul style="list-style-type: none"> • Cut out little shields and have student glue them to page 3 • Draw straight lines on the hills on page 1
Lesson Focus:	Gold/Bronze Shields (pattern pg 8)	Gold/Bronze Shields (pattern pg 8)
Songs: Rehoboam did Evil (pg 2)		

Songs

2Chron.12:14

(tune Frea zocka)

Rehoboam

Rehoboam

Did evil

Did evil

Because he did not

prepare his heart

To serve the Lord

to serve the Lord.

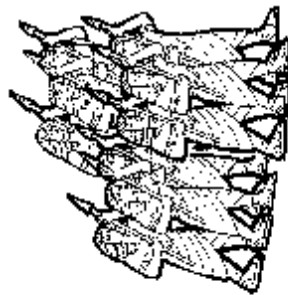
Rehoboam Splits the Kingdom

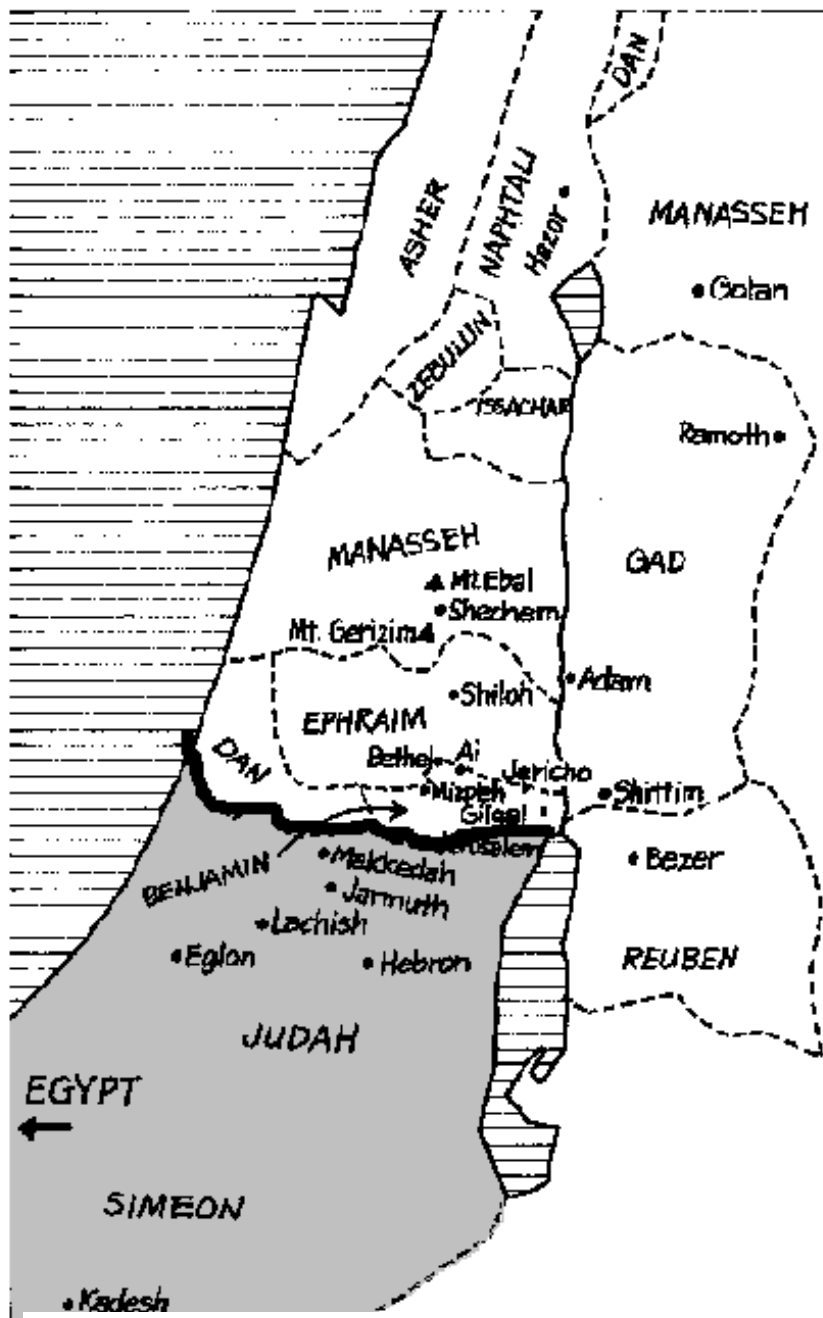
I Kgs. 14:21—31; II Chr. 10-12



Rehoboam Splits the Kingdom

I Kgs. 14:21—31; II Chr. 10-12





“...the king did not listen to the people; for the turn of events was from God, that the Lord might fulfill His word, which He had spoken by the hand of Ahijah the Shilonite to Jeroboam the son of Nebat.”

2 Chr. 10:15



Before class:

- Cut out.
- Make stickers out of crowns if desired


In class:

- Have student stick/glue the Rehoboam crown on Judah (gray area) and Jeroboam crown on Israel (white area)



2

“Rehoboam did evil because he did not prepare his heart to serve the Lord” *11 Chron. 12:14*




“Shishak king of Egypt came up against Jerusalem, because they had transgressed against the Lord...”


I Kgs. 14:27

1

3



“Now Judah did evil in the sight of the Lord...they also built for themselves high places, sacred pillars, and wooden images on every high hill. I Kgs. 14:22-23



The King Rehoboam made bronze shields in their place, and committed them to the hands of the captains of the guard. I Kgs. 14:27

Shield Pattern

1. Cut one per student from craft foam.
2. Paint one side gold and the other side brown/bronze.

OR

1. Cut one per student from gold/yellow construction paper and one per student of brown construction paper
2. Glue back to back.

